

Product Features

The fiber collimator is the basic element for in-line fiber optics components, such as isolator and DWDM. It has low insertion and high return loss. The unique processing and high quality AR coating also enable this collimator to handle high power.

Product Applications

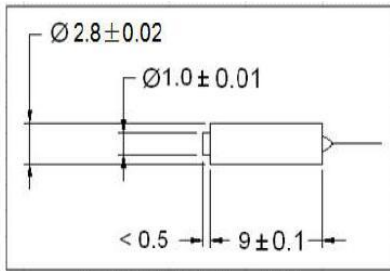
- Fiber laser
- Test Instrumentations
- Power monitoring

Specifications

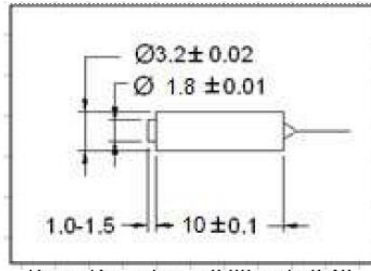
Parameter	Unit	Value			
Center Wavelength	nm	2000			
Operating Wavelength	nm	$\lambda_c \pm 30$			
Working Distance	mm	0-20	0-55	0-85	0-200
Typ. Insertion Loss	dB	0.55	0.6	0.7	0.8
Max. Insertion Loss	dB	0.65	0.7	0.8	1.0
Nominal Beam Diameter	mm	~0.23	~0.36	~0.46	~0.75
Min. Return Loss	dB	55			
Max. Optical Power (Continuous wave)	W	0.3,1,3,5,10,20			
Max. Peak Power for ns puls	KW	1,2,5,10			
Max. Tensile Load	N	5			
Fiber Type	-	SMF-28 Fiber			
Operating Temperature	°C	-5 to +70			
Storage Temperature	°C	-40 to +85			

* *IL is 0.5 dB higher, RL is 5 dB lower for each connector added. Optical power will be 1W only for connector added.

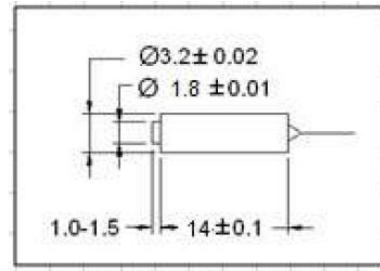
Product Package Dimensions



Beam Diameter: ~0.23



Beam Diameter: ~0.36 and ~0.46



Beam Diameter: ~0.75

Ordering Information

HPC	Lens Diameter	Optical Power	Peak Power	Working Distance	Fiber Length	Connector
	2000nm Specify	0.3W Specify	1KW 2KW 5KW 10KW Specify	50mm Specify	0.5m 1m 1.5m 2m Specify	N=None FC/APC FC/UPC SC/APC SC/UPC LC/UPC Specify